ARISTECH® ZNC E.D.M. SERIES

◆ THE FEATURES OF ZNC EDM:

1. All new designed PC based Z-NC controller. With dialogue window data table Programming. With 15 inch full color "LCD-TFT ". Simple & Clear Touch panel. All digital EDM Parameters. 100 pages of File storage capacity.
2. New Arcing detector system, To check every pulse of sparking ensure that machining efficiency. With Equal Energy Sparking device, High Accurate PWM servo feedback system give that steady machining.
3. 10 Steps Auto-Z machining function, just input final depth of Z-axis & Current values and other EDM parameters will be Automatically preset from EDM data bank.
4. The Z-axis Spark zeroing function provides Rapid center finding, And memory recovery function for 3-Axes Coordinates, Original coordinates, Mechanical point finding after power failure.
5. The machine unit uses Highly rigid, Fine-grained casting iron. and "Meehanite" Casting iron Components, Provides for Stability & Long life.
6. X & Y Axes adopt Precision class Ballscrews & Linear guides in Z-axis. The LS-580, 650, 2010 EDM are equipped with linear guides in 3-axes Slide-ways. With powerful DC Servo Or AC Servo Motors & Drivers for OverArm movements over a fixed table.
7. 3-Axes Linear scales & Digital ReadOut displayed function. safety devices such as : Arcing Depth setting, Flame detector & Fire extinguisher, Dielectric temperature & Level sensor Detector. Emergency stop. Polarity reverse switch...etc. to comply with Safety requirement.
8. The Quality system ISO-9001 2000. Approved by "Amtri Veritas" U.K. Certificate No.9a V2178. And the Machinery Directives 2006/42/EC (CE mark) As Amended and 2006/95/EC. Certificate No.1317011210. By Safenet Ltd. Englad, U.K.

◆ The VEE & FLAT slide ways coated with turcite-B. Plus hand scrapped

◆ Optional LS-580,650,2010 linear guiders

◆ The four sets of precise linear bearing in the servo spindle of Z-axis

Unit : μm Ra

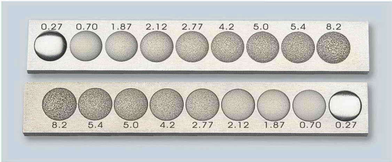

◆ The test report from MITUTOYO SURETEST

◆ STANDARD ACCESSORIES:

1. 15" LCD-TFT DISPLAY & INDUSTRIAL PC.
2. X & Y AXES BALLSCREWS & Z-AXIS LINEAR GUIDES.
3. 3-AXES LINEAR GUIDES FOR LS-580, 650, 2010.
4. 3-AXES WITH LINEAR SCALES, & DRO. FUNCTION.
5. 1 PC. ELECTRODE HOLDER.
6. 1 SET WORKING LAMP & M/C LEVEL MOUNTS.
7. 1 SET TOOLS & TOOL BOX
8. 1 SET CARTRIDGE PAPER FILTERS.
9. 1 SET FIRED DETECTOR SYSTEM & FIRE EXTINGUISHER.
10. 1 SET REMOTE CONTROLLER.
11. OPERATION MANUAL.

◆ OPTIONAL ACCESSORIES:

1. STSTEM 3R OR EROWA OR HIRSCHMANN TOOL HOLDERS.
2. COOLING UNIT FOR DIELECTRIC FLUID.
3. HYDRAULIC POWER FOR UP/DOWN FRONT DOOR OF WORKTANK .
4. C-BOX FOR TUNGSTEN CARBIDE CUTTING.

◆ ZNC POWER SUPPLY UNIT

ARISTECH® ZNC E.D.M. SERIES

◆ CERTIFICATION OF EXCELLENCE

◆ ISO-9001 CERTIFICATION

◆ CE MARK CERTIFICATION

◆ THE NEW SECOND PLANT

◆ THE FIRST PLANT

LIEN SHENG MECHANICAL & ELECTRICAL CO., LTD.
NO. 225, Jen Hwa Road., Ta-Li Dist., 41278
Taichung, Taiwan, R.O.C.
TEL : 886-4-2491-9588 · FAX : 886-4-2491-5275
URL : www.aristech.com.tw
E-mail : sales@aristech.com.tw

ZNC-EV9-1204-1500

©DESIGN & PRINT : CHAO CHEN 04-2328639 3©

ISO-9001

ARISTECH®

NEW PC BASED ZNC E.D.M. SERIES



ARISTECH®

PC BASED ZNC E.D.M. MEETING HEALTH AND SAFETY REQUIREMENT

ISO-9001 CE

LS-250

FLOOR LAYOUT

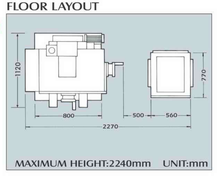

MAXIMUM HEIGHT:2240mm UNIT:mm

LS-350

FLOOR LAYOUT

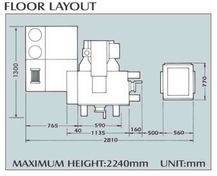

MAXIMUM HEIGHT:2240mm UNIT:mm

LS-450

FLOOR LAYOUT

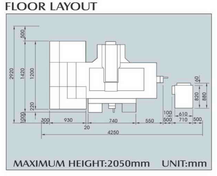

MAXIMUM HEIGHT:2050mm UNIT:mm

LS-550

FLOOR LAYOUT

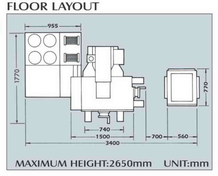

MAXIMUM HEIGHT:2650mm UNIT:mm

LS-580

WITH LINEAR GUIDES AND FIXED TABLE

FLOOR LAYOUT

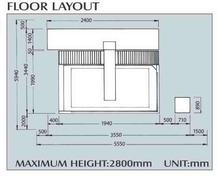

MAXIMUM HEIGHT:2800mm UNIT:mm

LS-650

WITH LINEAR GUIDES AND FIXED TABLE

FLOOR LAYOUT

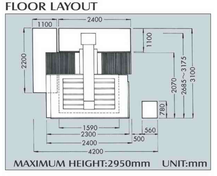

MAXIMUM HEIGHT:2950mm UNIT:mm

LS-2010

WITH LINEAR GUIDES AND FIXED TABLE

FLOOR LAYOUT

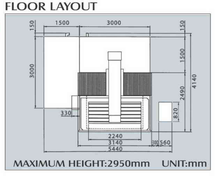

MAXIMUM HEIGHT:2950mm UNIT:mm

◆ MACHINE UNIT:

SPECIFIC. \ SERIES NO.		LS-250	LS-350	LS-450	LS-550	LS-580	LS-650	LS-2010
Work tank(W×D×H)Inner size	mm/inch	790x530x340 (31.1x20.9x13.4)	950x600x370 (37.4x23.6x14.6)	1,240x710x400 (48.8x28x15.8)	1,290x750x500 (50.8x29.5x19.7)	1,700x1,050x700 (67.9x41.3x27.6)	2,150x1,150x700 (84.7x45.3x27.6)	2,900x1,500x700 (114.2x59.1x27.6)
Work table size (X×Y)	mm/inch	600x300 (23.6x11.8)	650x350 (25.6x13.8)	750x450 (29.5x17.7)	800x500 (31.5x19.7)	1,100x700 (43.3x27.6)	1,400x900 (55.1x35.4)	2,240x1,050 (88.2x41.3)
Work table travel (X×Y)	mm/inch	300x200 (11.8x7.9)	400x300 (15.7x11.8)	500x400 (19.7x15.7)	600x500 (23.6x19.7)	800x500 (31.5x19.7) OPTIONAL:1,000x600mm	1,200x700 (47.3x27.6)	2,000x1,000 (78.7x39.4)
Work head travel (W-axis)	mm/inch	230 (9.1)	270 (10.6)	280 (11.0)	330 (13)	—	—	—
Ram servo travel (Z-axis)	mm/inch	180 (7.1)	200 (7.9)	200 (7.9)	250 (9.8)	450 (17.7)	450 (17.7)	550 (21.7)
Max.&Min.distant between end of electrode holder and table surface	mm/inch	0-380 (0-14.9)	30-500 (1.2-19.7)	180-660 (7.1-26.0)	0-540 (0-21.3)	520-970 (20.4-38.2) END ELECTRODE PLANT TO TABLE SURFACE DISTANT	560-1,100 (22.1-39.8) END ELECTRODE PLANT TO TABLE SURFACE DISTANT	600-1,150 (23.6-45.3) END ELECTRODE PLANT TO TABLE SURFACE DISTANT
Max.electrode weight	kgs/lbs	50 (110)	70 (154)	120 (264)	200 (440)	400 (880)	400 (880)	500 (1,100)
Max.workplece weight	kge/lbs	300 (660)	400 (880)	500 (1,100)	600 (1,320)	3,000 (6,600)	4,000 (8,800)	9,000 (19,800)
External dimension (W×D×H)	mm/inch	1,200x1,200x2,240 (47.2x47.2x86.6)	1,300x1,170x1,980 (51.2x46.1x78)	1,500x1,400x2,040 (59x55.1x80.3)	1,650x1,500x2,100 (65x59.1x82.7)	2,500x1,900x2,880 (98.4x74.8x113.4)	2,500x2,500x3,040 (98.4x98.4x119.7)	3,000x2,400x3,150 (118.14x94.5x124)
Packing (W×D×H) dimension	mm/inch	1,245x1,215x2,220 (49x47.8x87.4)	1,395x1,260x2,220 (54.9x49.6x87.4)	1,600x1,510x2,210 (63x59.5x87)	1,745x1,610x2,270 (68.7x63.46x89.4)	2,320x2,280x3,190 (91.4x90x125.6)	3,850x2,655x3,220 (151.6x104.5x126.8)	SEPERATED PACKING IN CONTAINER
Net weight	kgs/lbs	1,050 (2,310)	1,200 (2,640)	1,600 (3,520)	1,850 (4,070)	5,400 (11,880)	6,300 (13,860)	13,000 (28,600)

◆ DIELECTRIC FLUID UNIT:

Capacity	LITERS.	300	350	360	400	1,000	2,000	4,200
Filter paper/pump	PCS.	2/1PCS	2/1PCS	2/1PCS	4/2PCS	6/2PCS	6/2PCS	6/2PCS
External dimension (W×D×H)	mm/inch	BUILTIN	760x1,100x500 (29.9x43.3x19.7)	960x1,200x500(36.7x47.3x19.7)	940x1,500x500 (37x59.1x19.7)	3,000x1,300x420 (118x51.2x16.5)	2,400x1,100x470x1PC(94.5x43.3x18.5) 2,600x1,100x470x1PC(102.4x51.2x18.5)	3,000x1,500x470x2PCS(118.1x59x18.5)
Packing dimension (W×D×H)	mm/inch	BUILTIN	880x1,210x1,025 (34.7x47.6x40.4)	1,050x1,320x1,025 (41.4x52x40.4)	1,060x1,640x1,025 (47.1x64.6x40.4)	1,550x2,515x970 (61x99x38.2)	2,700x1,250x1,660 (106.3x49.2x65.4)	DEPEND ON THE REQUIRED
Net weight	kgs/lbs	BUILTIN	100 (220)	120 (264)	220 (484)	300 (660)	750 (1,650)	DEPEND ON THE REQUIRED

◆ POWER SUPPLE UNIT:

ITEM \ MODEL	ZNC	30A	50A	75A	100A
Control axes & method		Z-AXIS,DC SERVO,NC CLOSE LOOP.			
Least input increment		0.005mm / 0.001mm (OPTIONAL)			
Max. input increment		±9999.995mm / 9999.999mm			
Coordinates system		INC/ABS			
Display system		15"LCD-TFT			
Program data capacity		100 FILES.			
Norminal current	A	30	50	75	100
Total power input	KVA	3	4.5	6	10
Max.material removal rate	mm^3 / min	180	360	560	700
Electrode wearing rate	%	<0.3			
Best surface roughness	Min.Ra	0.27 μ mRa			
External dimension	mm (inch)	600x700x1,750 (23.6x27.6x68.9)			
External dimension	mm (inch)	750x850x1,930 (29.5x33.5x76)			
Net weight	kgs (1bs)	200 (440)			

※SPECIFICATION ARE SUBTECT TO CHANGE WITHOUT NOTICE.